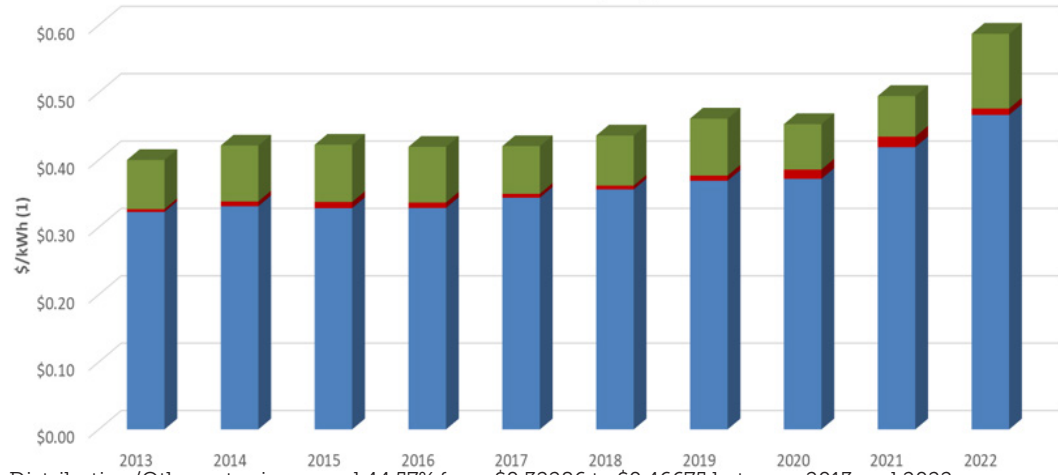
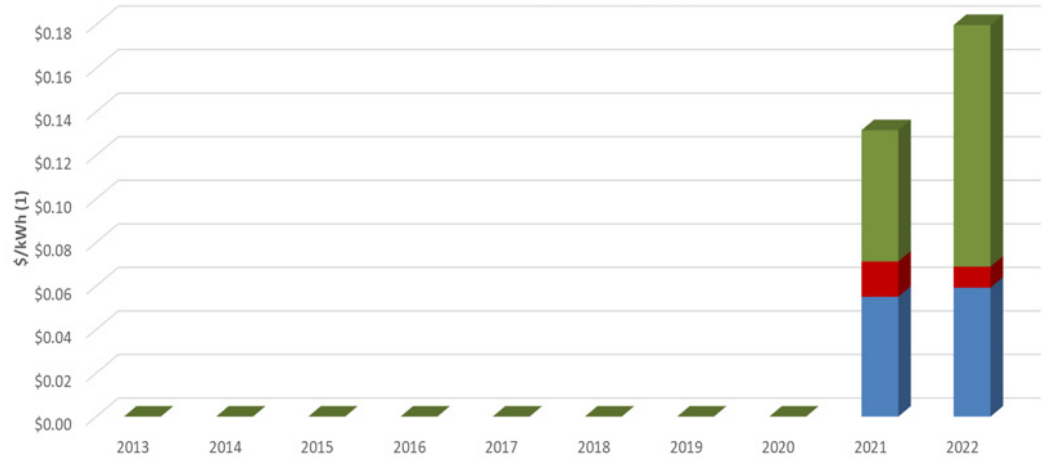


Rate Code SL: Street Lighting



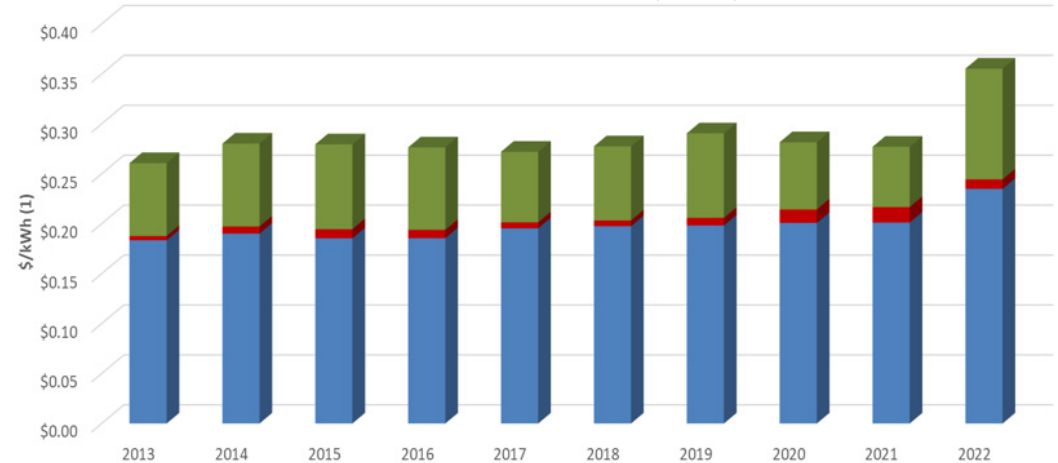
Distribution/Other rates increased 44.57% from \$0.32286 to \$0.46675 between 2013 and 2022.
 Transmission rates increased 136.54% from \$0.00405 to \$0.00959 between 2013 and 2022.
 Standard offer rates increased 51.88% from \$0.07300 to \$0.11087 between 2013 and 2022.

Rate Code SL2: Municipal Street Lighting



No data available

Rate Code T: Outdoor Lighting



Distribution/Other rates increased 28.03% from \$0.18352 to \$0.23497 between 2013 and 2022.
 Transmission rates increased 124.00% from \$0.00425 to \$0.00952 between 2013 and 2022.
 Standard offer rates increased 51.88% from \$0.07300 to \$0.11087 between 2013 and 2022.

10-year history of electric rates

- Distribution/Other (2)
- Transmission
- Standard Offer supply (3)

- (1) \$/kWh are annual revenue per kWh amounts inclusive of all fixed, demand and per-kWh charges.
- (2) "Other" includes costs associated with state policy programs, including funding for Efficiency Maine, low-income programs, net energy billing, and other renewable energy programs.
- (3) Standard Offer service is the default rate for electricity supply. The Maine Public Utilities Commission administers competitive bidding for Standard Offer service. Versant Power does not generate or sell electricity, but we bill on behalf of those who do.

Maine Public District
 Kubra ID: 30012-I-0161

10-year history of electric rates

Maine law requires investor-owned transmission and distribution utilities to provide customers with a bill insert once a year that displays a 10-year history of transmission, distribution and standard offer service rates.

You may also find these charts on the Maine Public Utilities Commission's website at <https://www.maine.gov/mpuc/electricity/rate-history/index.shtml>.

You can find your applicable rate class(es) at the top of the second page of your bill under the heading titled "New Charges." For more information about each class, you can view rate schedules at [versantpower.com](https://www.versantpower.com).

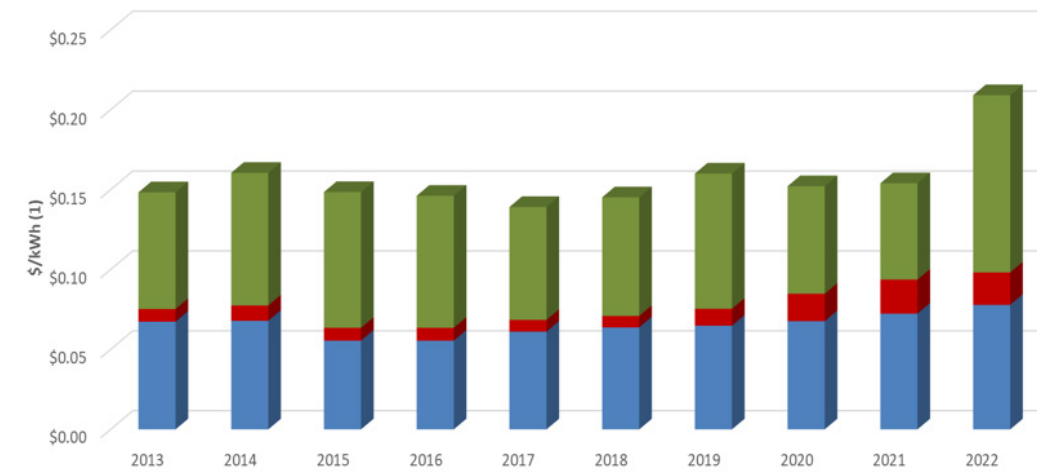
- Distribution/Other (2)
- Transmission
- Standard Offer supply (3)

Transmission and distribution rates reflect the cost to bring electricity from where it is made to your home.

- (1) \$/kWh are annual revenue per kWh amounts inclusive of all fixed, demand and per-kWh charges.
- (2) "Other" includes costs associated with state policy programs, including funding for Efficiency Maine, low-income programs, net energy billing, and other renewable energy programs.
- (3) Standard Offer service is the default rate for electricity supply. The Maine Public Utilities Commission administers competitive bidding for Standard Offer service. Versant Power does not generate or sell electricity, but we bill on behalf of those who do.

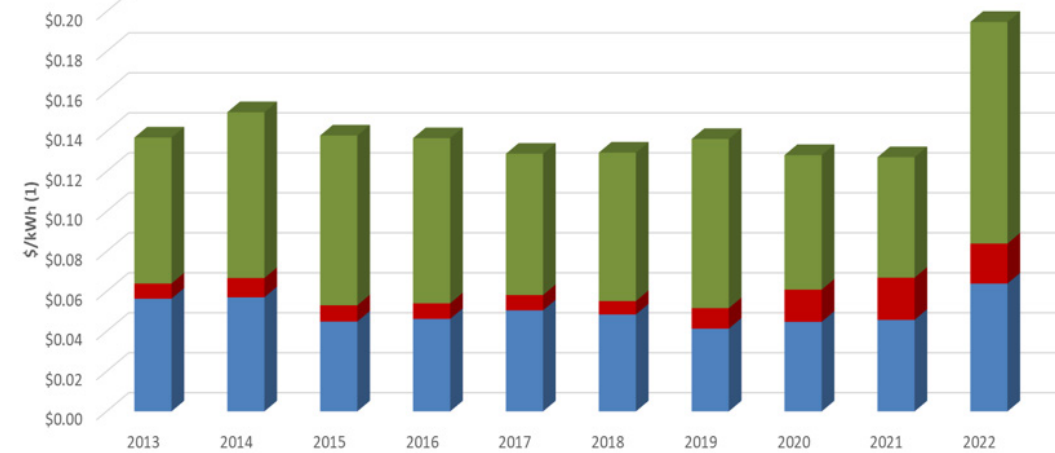


Rate Code A: Residential Service



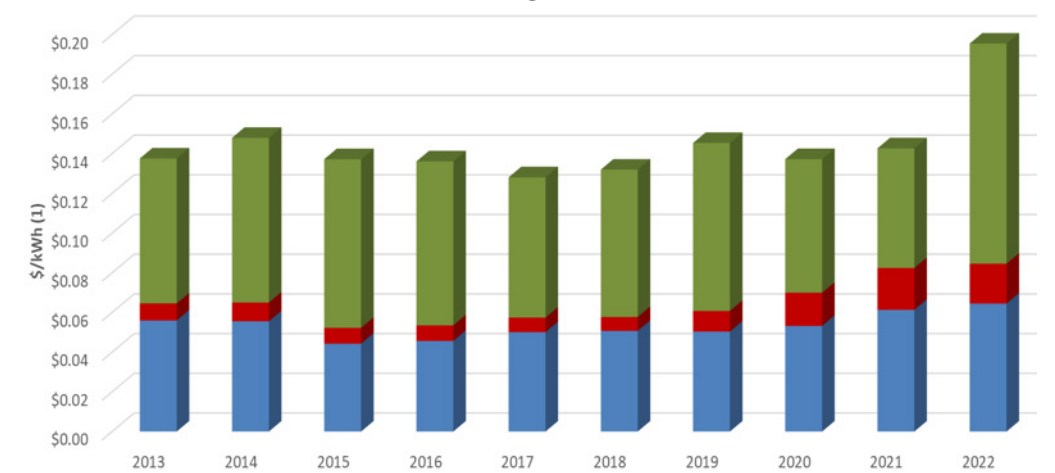
Distribution/Other rates increased 15.69% from \$0.06737 to \$0.07794 between 2013 and 2022.
 Transmission rates increased 154.84% from \$0.00795 to \$0.02027 between 2013 and 2022.
 Standard offer rates increased 51.88% from \$0.07300 to \$0.11087 between 2013 and 2022.

Rate Code AH: Home Heating Eco EXPANDED



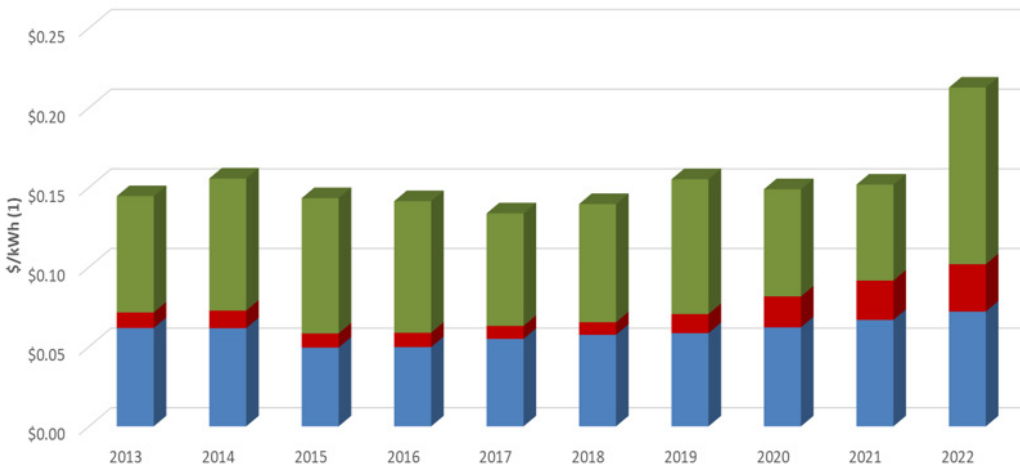
Distribution/Other rates increased 13.43% from \$0.05637 to \$0.06395 between 2013 and 2022.
 Transmission rates increased 162.76% from \$0.00761 to \$0.01999 between 2013 and 2022.
 Standard offer rates increased 51.88% from \$0.07300 to \$0.11087 between 2013 and 2022.

Rate Code AHN: Home Heating Eco - New Installations EXPANDED



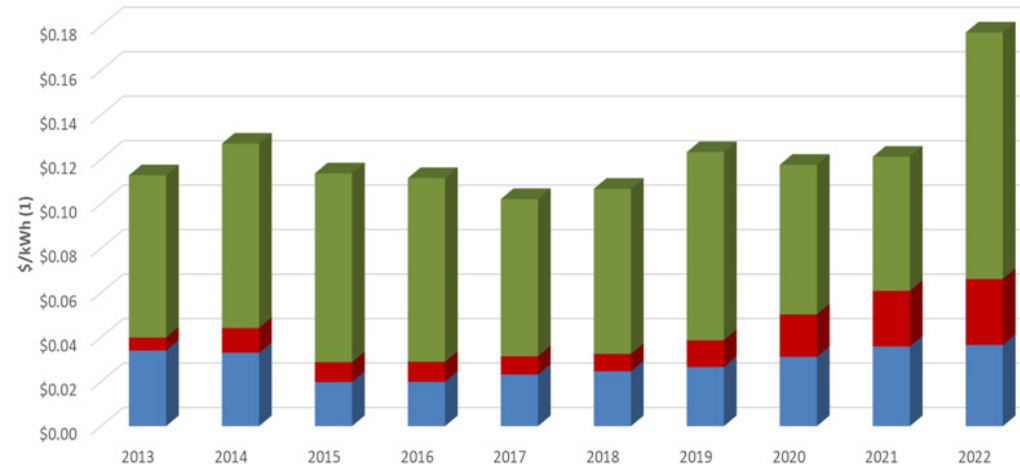
Distribution/Other rates increased 15.23% from \$0.05593 to \$0.06445 between 2013 and 2022.
 Transmission rates increased 133.28% from \$0.00861 to \$0.02008 between 2013 and 2022.
 Standard offer rates increased 51.88% from \$0.07300 to \$0.11087 between 2013 and 2022.

Rate Code C: Business Eco EXPANDED



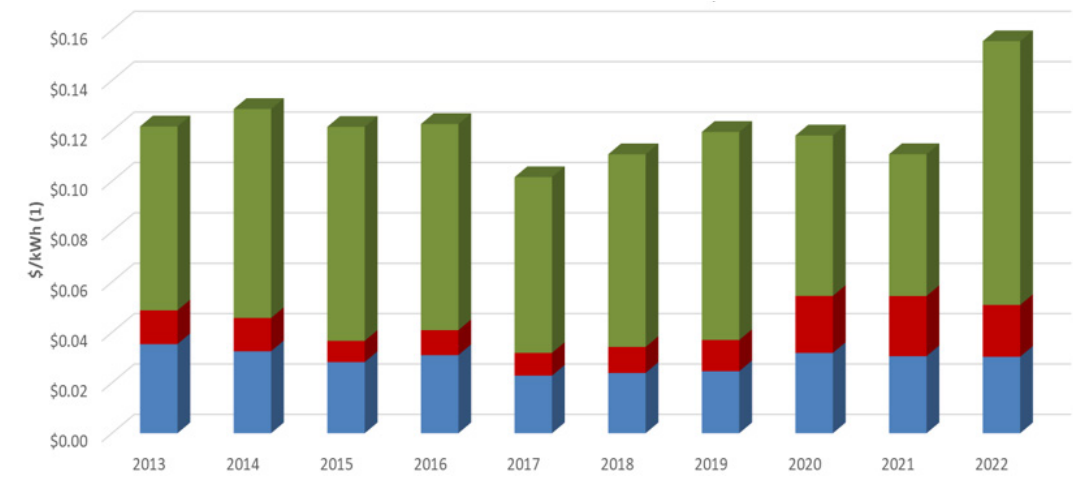
Distribution/Other rates increased 16.72% from \$0.06176 to \$0.07209 between 2013 and 2022.
Transmission rates increased 204.50% from \$0.00977 to \$0.02974 between 2013 and 2022.
Standard offer rates increased 51.88% from \$0.07300 to \$0.11087 between 2013 and 2022.

Rate Code D2: Municipal Water Pumping



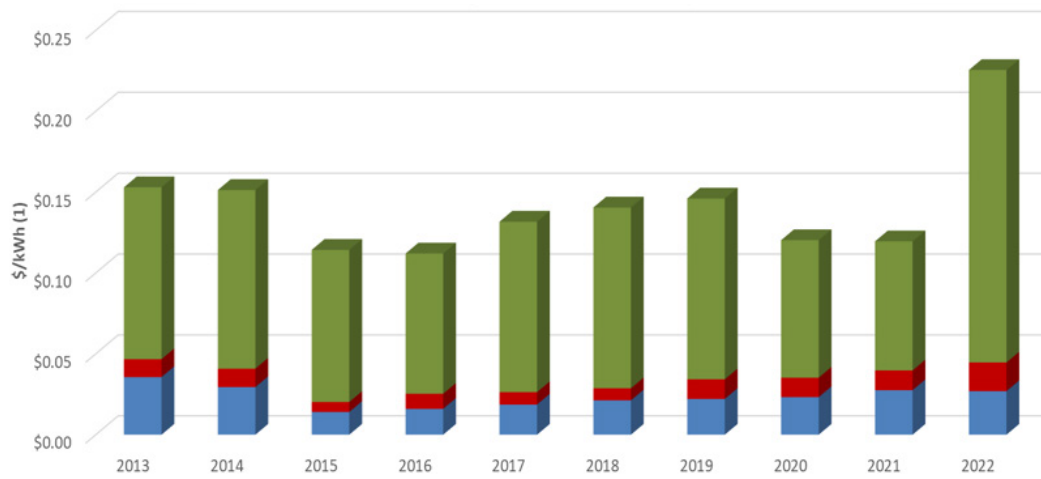
Distribution/Other rates increased 7.38% from \$0.03405 to \$0.03657 between 2013 and 2022.
Transmission rates increased 412.45% from \$0.00578 to \$0.02961 between 2013 and 2022.
Standard offer rates increased 51.88% from \$0.07300 to \$0.11087 between 2013 and 2022.

Rate Code EP: Medium Power Service



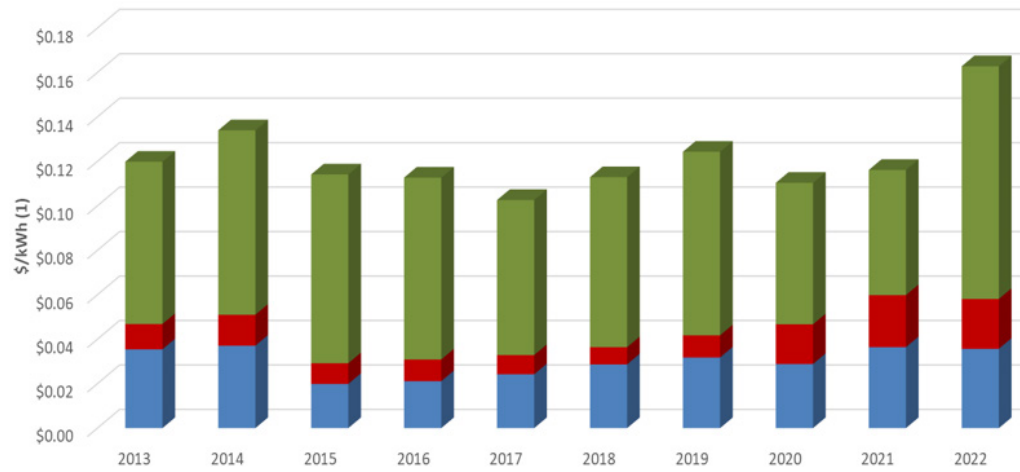
Distribution/Other rates decreased 14.15% from \$0.03538 to \$0.03038 between 2013 and 2022.
Transmission rates increased 53.55% from \$0.01338 to \$0.02054 between 2013 and 2022.
Standard offer rates increased 43.38% from \$0.07300 to \$0.10467 between 2013 and 2022.

Rate Code EPT: Large Power Service Primary TOU



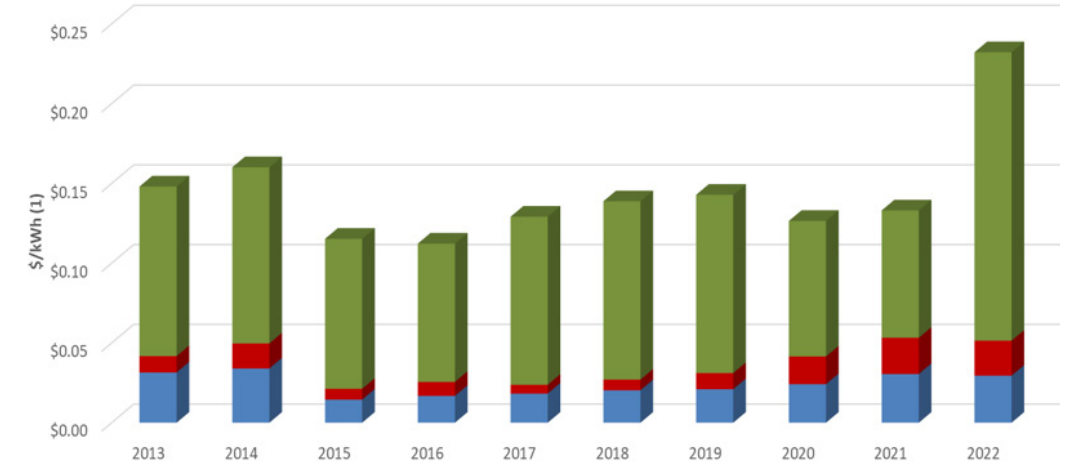
Distribution/Other rates decreased 24.43% from \$0.03560 to \$0.02690 between 2013 and 2022.
Transmission rates increased 59.99% from \$0.01109 to \$0.01774 between 2013 and 2022.
Standard offer rates increased 70.11% from \$0.10628 to \$0.18080 between 2013 and 2022.

Rate Code ES: Medium Power Service Secondary



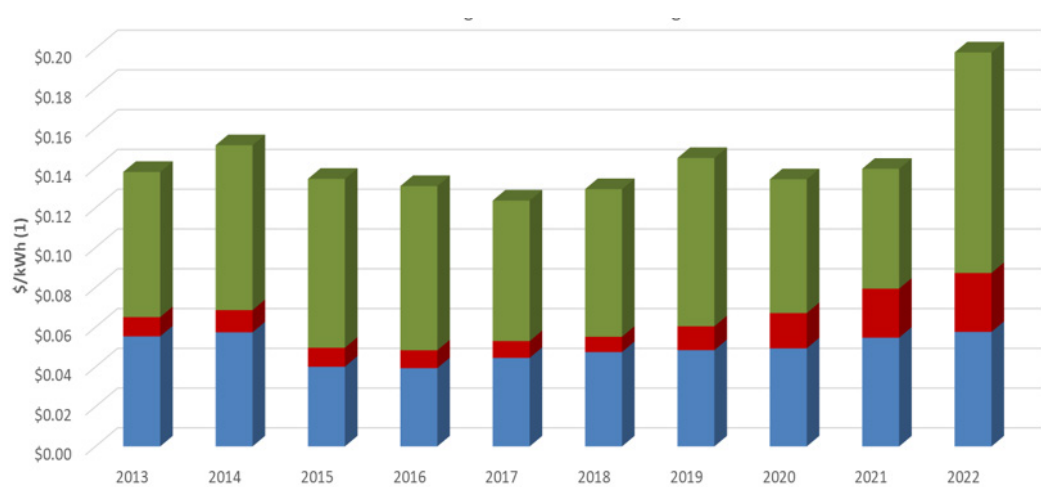
Distribution/Other rates increased 0.70% from \$0.03543 to \$0.03568 between 2013 and 2022.
Transmission rates increased 96.53% from \$0.01142 to \$0.02244 between 2013 and 2022.
Standard offer rates increased 43.38% from \$0.07300 to \$0.10467 between 2013 and 2022.

Rate Code EST: Large Power Service Secondary TOU



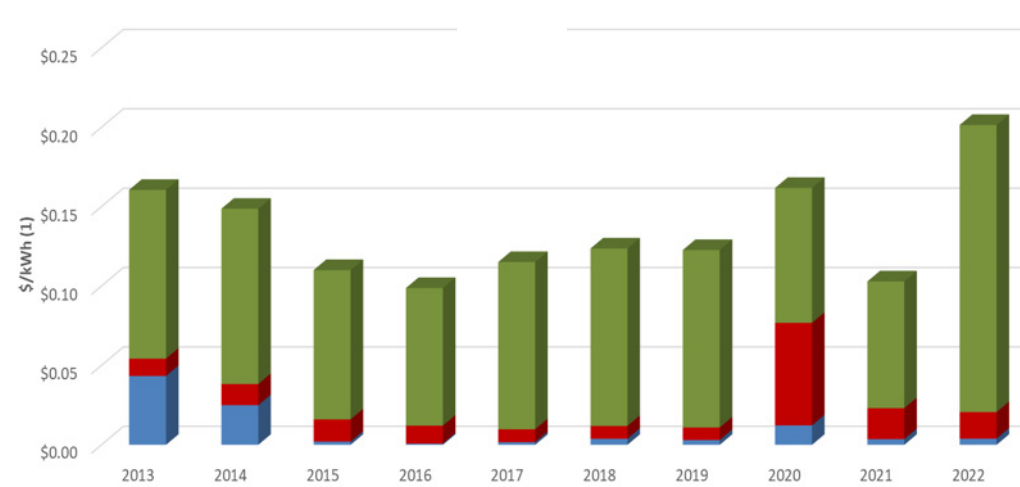
Distribution/Other rates decreased 6.39% from \$0.03151 to \$0.02949 between 2013 and 2022.
Transmission rates increased 113.37% from \$0.01028 to \$0.02195 between 2013 and 2022.
Standard offer rates increased 70.11% from \$0.10628 to \$0.18080 between 2013 and 2022.

Rate Code F: Agricultural Produce Storage



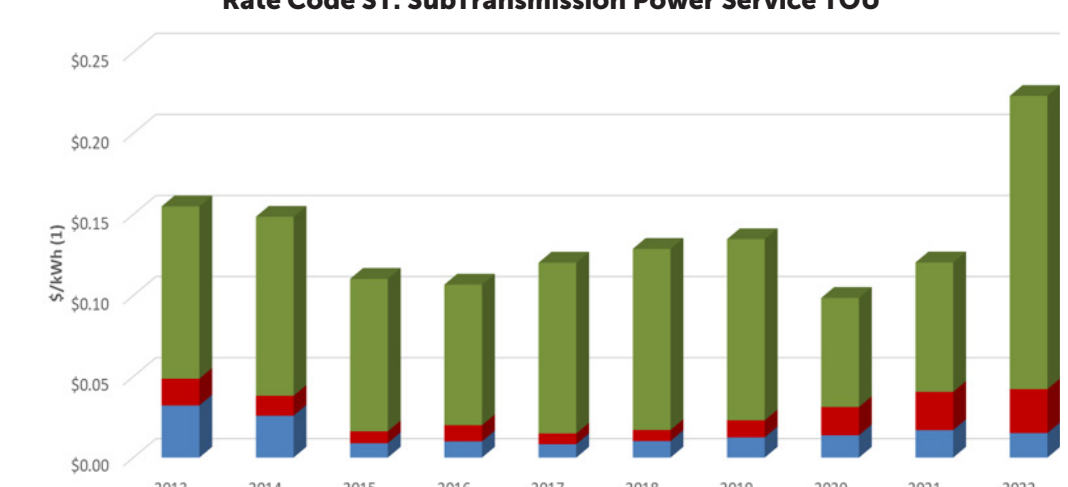
Distribution/Other rates increased 4.02% from \$0.05536 to \$0.05758 between 2013 and 2022.
Transmission rates increased 206.78% from \$0.00966 to \$0.02965 between 2013 and 2022.
Standard offer rates increased 51.88% from \$0.07300 to \$0.11087 between 2013 and 2022.

Rate Code HT: Transmission Power Service TOU



Distribution/Other rates decreased 90.94% from \$0.04337 to \$0.00393 between 2013 and 2022.
Transmission rates increased 53.12% from \$0.01093 to \$0.01673 between 2013 and 2022.
Standard offer rates increased 70.11% from \$0.10628 to \$0.18080 between 2013 and 2022.

Rate Code ST: SubTransmission Power Service TOU



Distribution/Other rates decreased 52.92% from \$0.03214 to \$0.01513 between 2013 and 2022.
Transmission rates increased 64.01% from \$0.01655 to \$0.02714 between 2013 and 2022.
Standard offer rates increased 70.11% from \$0.10628 to \$0.18080 between 2013 and 2022.

■ Distribution/Other (2) ■ Transmission ■ Standard Offer supply (3)

(1) \$/kWh are annual revenue per kWh amounts inclusive of all fixed, demand and per-kWh charges.
(2) "Other" includes costs associated with state policy programs, including funding for Efficiency Maine, low-income programs, net energy billing, and other renewable energy programs.

(3) Standard Offer service is the default rate for electricity supply. The Maine Public Utilities Commission administers competitive bidding for Standard Offer service. Versant Power does not generate or sell electricity, but we bill on behalf of those who do.